VERDUN 3 SEATER SWING / VERDUN BALACOIRE 3 PLACES

23

15055

service@durahousewares.com
1-888-288-3872

ASSEMBLY INSTRUCTIONS / INSTRUCTIONS D'ASSEMBLAGE
VERDUN 3 SEATER SWING / VERDUN BALANÇOIRE 3 PLACES
ITEM #15055

****Maximum of person : 3 / Maximum weight : 600 lbs**
****Maximum de personne : 3 / Poids maximum : 600 lbs**

Do not tighten screws until fully assembled.
Ne pas serrer les vis jusqu'à ce que ce soit complètement assemblé.

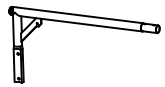	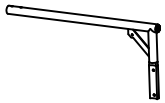			
A 1	B 1	C 2	D 2	E 4
E1 2	F 1	G 1	H 2	I 2
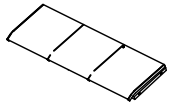	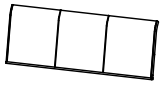	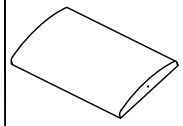		
J 1	K 1	L 1	M 12	N 2
				
O 4	P 2	Q 2	R 2	S 6
				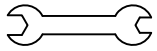	
T 2	U 2	V 2	W 1	X 1	Y 2

1

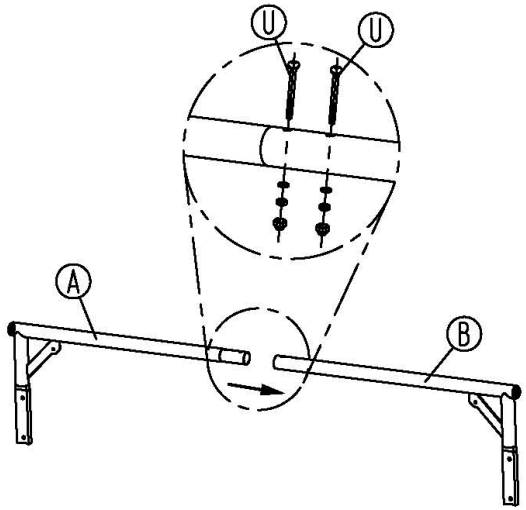

2

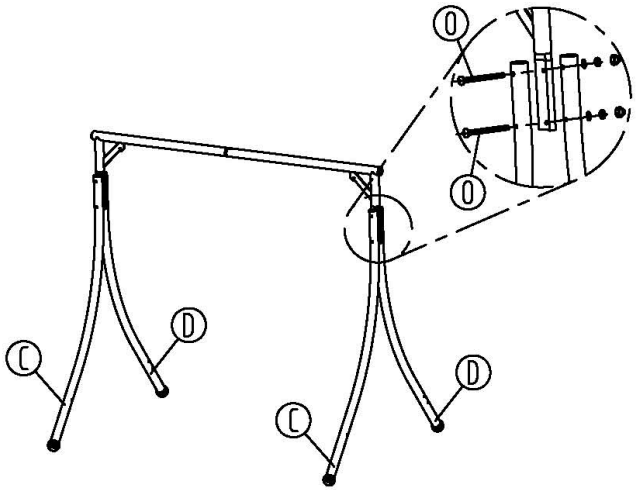

3

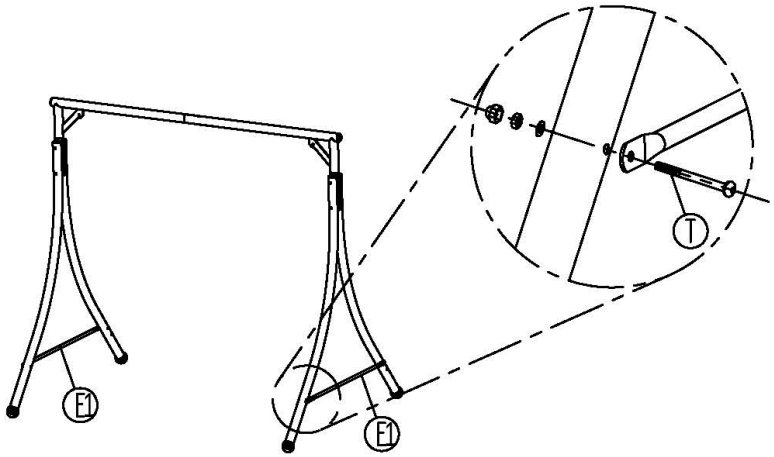

4

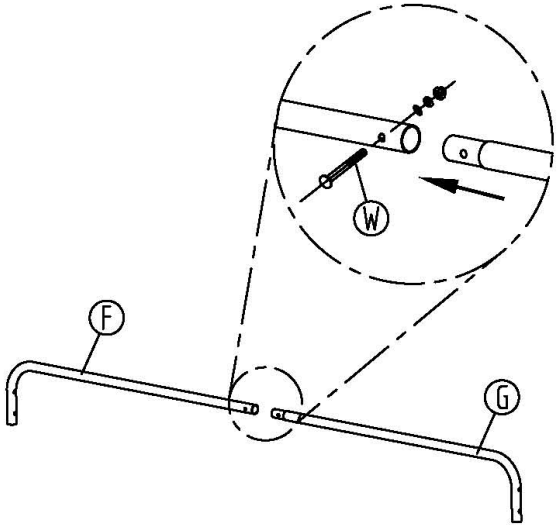

5

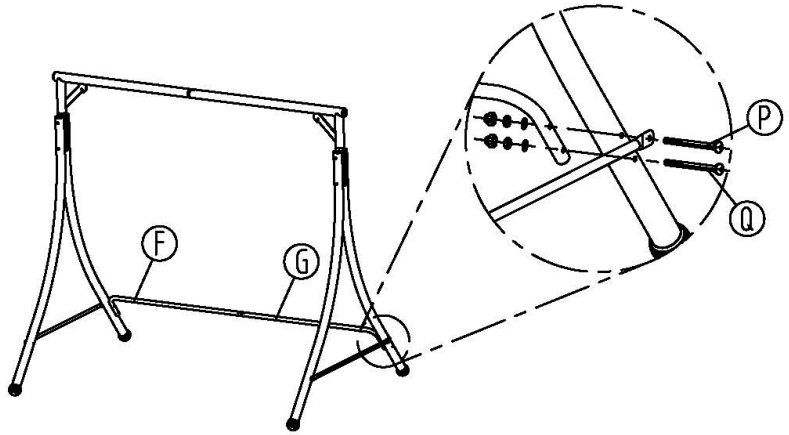

6

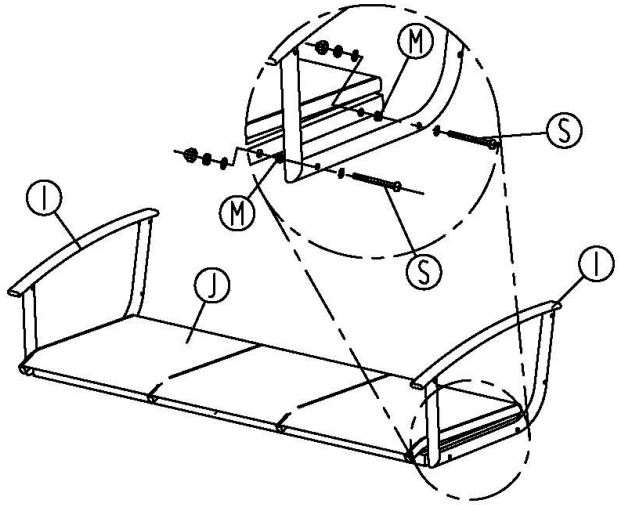

7

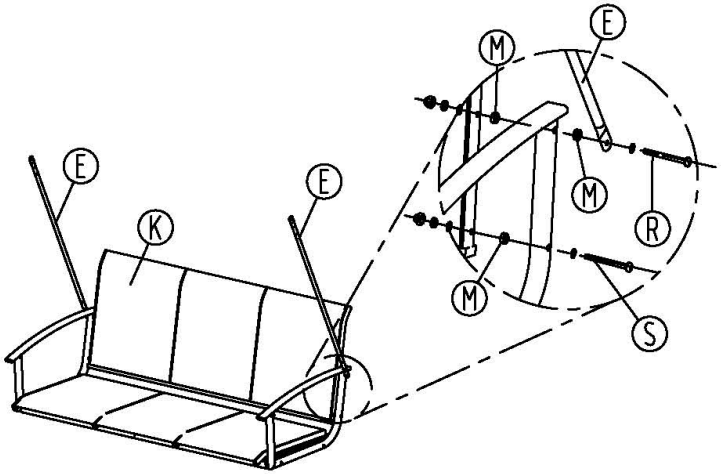

8

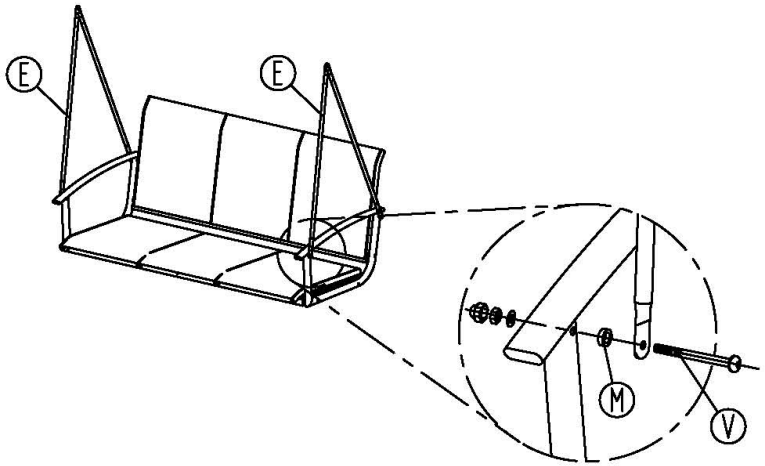

9

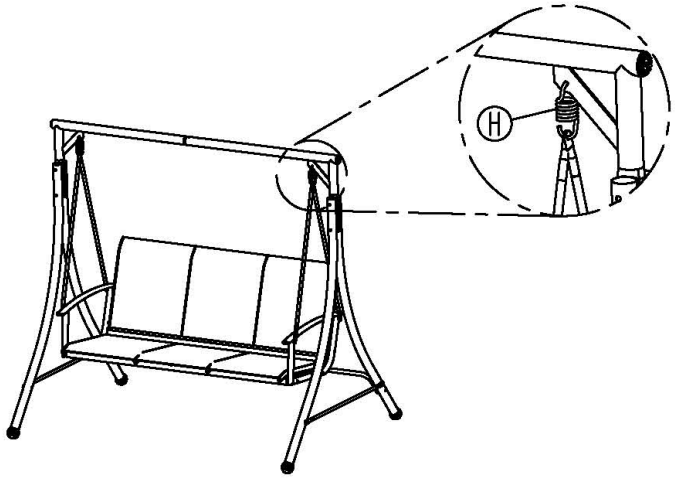

10

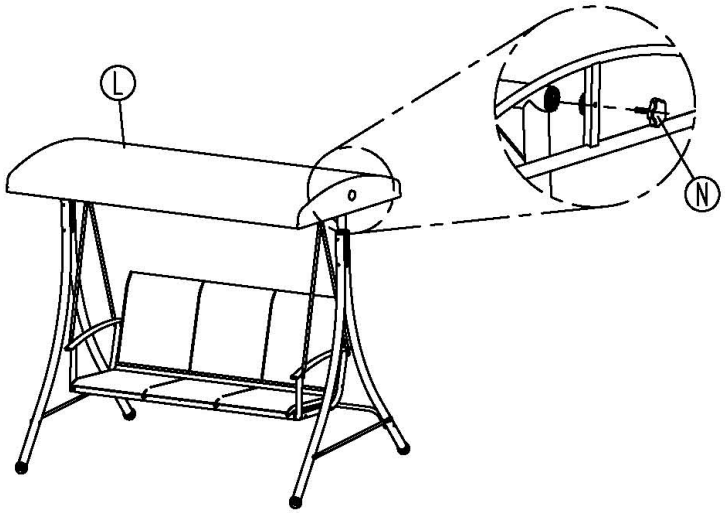

Avertissement

Pour protéger votre balançoire pendant l'hiver

• Retirez le toit et conservez-le au sec dans un endroit frais.

• Défaire la structure du toit de la balançoire et remiser dans un endroit sec.

• Couvrez le reste de votre balançoire avec une bâche imperméable attachée sous la base de la balançoire.

Ne pas suivre les indications ci-dessus entraînera des dommages irréparables à ce produit et fera s'effondrer la structure du toit.

Les toits effondrés ne sont pas couverts par la garantie.

Warning

To protect your swing during winter

- Remove the canopy and store dry in warm place
- Must undo the canopy structure and store in dry place
- Cover the rest of your swing with waterproof tarp tied under swing base.

Failing to do so will result in irreparable damage to this product and the collapse of the roof structure.

Collapsed roofs are not under warranty.